








BOLT HOLE FITTING

-  **For loads up to 60kg per castor.**
-  Non marking. Rubber wheels.
-  Expanding fittings available - see opposite page.
-  Available in Swivel and Braked forks. Plastic brake pedal for wheel lock.
-  Suitable for a wide range of shop fittings, medical equipment, office and home furniture.



MLR60/H



MLR60/H-B



MLR80/H










MLR80/H-B



MLR100/H-22R



MLR100/H-B

CODE	 (mm)	 (mm)				 (mm)	Swivel Braked	 (mm)
MLR60/H	60	25	Rubber	40kg	Plain	85	S	12
MLR60/H-B	60	25	Rubber	40kg	Plain	85	B	12
MLR80/H	80	25	Rubber	50kg	Plain	105	S	12
MLR80/H-B	80	25	Rubber	50kg	Plain	105	B	12
MLR100/H	100	25	Rubber	60kg	Plain	125	S	12
MLR100/H-B	100	25	Rubber	60kg	Plain	125	B	12