



# Medium Institutional Castors

## PLATE FITTING

- For loads up to **100kg per castor**.
- Features a double ball bearing head race with hardened shims and plastic seals - this ensures a smooth swivelling action and long life.
- Total brake available in all models.
- Used in a large range of applications in hospitals, institutions, bakeries and retail displays and workshops.



WCN75/P



WCR75/P



WCR75/F



WCB75/P-TB











WCB75/F



WCN100/P



WCN100/P-TB

CODE							Swivel		
	(mm)	(mm)		kg		(mm)	Total Braked Fixed	(mm)	(mm)
WCN75/P	75	30	Nylon	80kg	Plain	107	S	95 x 70	75 x 52
WCN75/P-TB	75	30	Nylon	80kg	Plain	107	TB	95 x 70	75 x 52
WCN75/F	75	30	Nylon	80kg	Plain	107	F	95 x 70	75 x 52
WCR75/P	75	32	Rubber	80kg	Ball	107	S	95 x 70	75 x 52
WCR75/P-TB	75	32	Rubber	80kg	Ball	107	TB	95 x 70	75 x 52
WCR75/F	75	32	Rubber	80kg	Ball	107	F	95 x 70	75 x 52
WCB75/P	75	32	Blue Rubber	80kg	Ball	107	S	95 x 70	75 x 52
WCB75/P-TB	75	32	Blue Rubber	80kg	Ball	107	TB	95 x 70	75 x 52
WCB75/F	75	32	Blue Rubber	80kg	Ball	107	F	95 x 70	75 x 52
WCN100/P	100	32	Nylon	100kg	Plain	135	S	95 x 70	75 x 52
WCN100/P-TB	100	32	Nylon	100kg	Plain	135	TB	95 x 70	75 x 52
WCN100/F	100	32	Nylon	100kg	Plain	135	F	95 x 70	75 x 52