



Solid Black Rubber Wheels

- **For loads up to 250kg per wheel.**
- Quiet running and good for wet areas.
- All fitted with Nylon bushes.
- Typical uses: materials handling, rubbish bins, farm gates.









SR60



SR100



SR150

| CODE |  (mm) |  (mm) |  (mm) |  (mm) |  |  KG |
|-------|---|---|--|---|---|---|
| SR40 | 40 | 22 | 22 | 6.2 | Plain | 10kg |
| SR50 | 50 | 25 | 25 | 6.2 | Plain | 15kg |
| SR60 | 60 | 25 | 25 | 10.0 | Plain | 20kg |
| SR75 | 75 | 35 | 40 | 10.0 | Plain | 100kg |
| SR100 | 100 | 35 | 43 | 12.0 | Plain | 150kg |
| SR150 | 150 | 40 | 45 | 19.05 | Plain | 200kg |
| SR200 | 200 | 50 | 67 | 25.4 | Plain | 250kg |

Solid Rubber/Cast Iron Bush Wheels







- **For loads up to 340kg per wheel.**
- Cast centres can be keyed for solid drive.



SRC150



SRC200

| CODE |  (mm) |  (mm) |  (mm) |  (mm) |  |  KG |
|--------|---|---|--|---|---|---|
| SRC100 | 100 | 30 | 42 | 12.7 | Cast Iron | 150kg |
| SRC150 | 150 | 35 | 42 | 19.05 | Cast Iron | 225kg |
| SRC200 | 200 | 50 | 60 | 25.4 | Cast Iron | 260kg |
| SRC250 | 250 | 50 | 65 | 25.4 | Cast Iron | 300kg |
| SRC300 | 300 | 50 | 65 | 25.4 | Cast Iron | 340kg |