









Cast Iron Wheels



CI 100

- For loads up to 500kg per wheel.
- Suitable for high temperature environments and robust working conditions.

CODE	 [mm]	 [mm]	 [mm]	 [mm]		 KG
CI50	50	21	26	6.5	Plain	75kg
CI75	75	28	42	9.5	Plain	100kg
CI100	100	32	52	10.5	Plain	225kg
CI150	150	50	58	12.0/20.0	Plain	500kg









CI150

V Groove Wheels



N100V-SB







- Manufactured from glass reinforced nylon.
- For running on inverted angle iron - sliding gates.

CODE	 [mm]	 [mm]	 [mm]	 [mm]	'V' Groove width x depth [mm]		 KG
N100V-SB	100	40	40	12.0	22 x 12.0	Sealed Ball	300kg



CI100V-RB

- Machined from cast iron.
- Roller bearing and seals with grease nipple.

CODE	 [mm]	 [mm]	 [mm]	 [mm]	'V' Groove width x depth [mm]		 KG
CI100V-RB	100	38	41	12.7/19.05	23 x 13.0	Roller	275kg
CI150V-RB	150	50	55	12.7/19.05	22 x 12.0	Roller	460kg



CI150V-RB