



Pneumatic Wheels - Trailers

- For loads up to 850kg per wheel.
- High speed hub mounted wheels.
- 4 x 4 PCD centre [8" - 12"].
- 5 x 4½ PCD centre [13" - 14"].
- Hot dipped galvanised



MW200
-480/400 x 8







MWY200
-22/11 x 8



MWX250
-20.5 x 8 x 10



MW355-185R 14C

	CODE	Rim  (mm)	 (mm)	 (mm)	 KG
8"	MW200 - 480/400 x 8 (6ply Road)	200	112	410	340kg
	MWW200 - 570 x 8 (6ply Road)	200	152	470	415kg
	MWX200 - 16.5 x 6.5 x 8 (6ply Road)	200	164	410	360kg
	MWX200 - 16/650 x 8 (4ply Turf)	200	164	406	282kg
	MWX200 - 18/850 x 8 (4ply Turf)	200	216	460	370kg
	MWY200 - 18.5 x 8.5 x 8 (6ply Road)	200	214	470	425kg
	MWY200 - 22/11 x 8 (4ply Knobbly)	200	258	560	180kg
	MWY200 - 18/950 x 8 (4ply Turf)	200	234	462	473kg
	9"	MW230 - 600 x 9 (6ply Road)	230	183	525
MWZ230 - 25/12 x 9 (4ply Knobbly)		230	295	605	225kg
10"	MW250 - 500 x 10 (6ply Road)	250	139	515	370kg
	MW250 - 145 x 10 (6ply Road)	250	143	485	400kg
	MWX250 - 20.5 x 8 x 10 (6ply Road)	250	206	515	500kg
12"	MW300 - 155 x 12 (6ply Road)	300	158	560	485kg
	MW330 - 165R 13C (8ply Road)	330	171	615	694kg
14"	MW355 - 185R 14C (8ply Road)	355	188	650	850kg

For rims only, see page 55