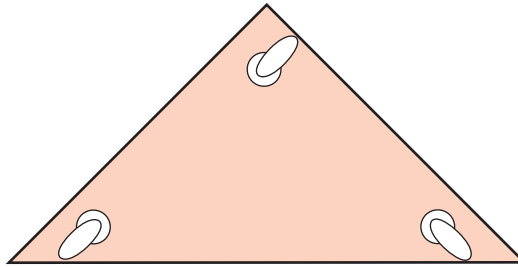


# Castor Mounting



## 3 Swivel Castors

- Maximum manoeuvrability.
- Make sure castor load is divided over 3 castors rather than the normal 4.



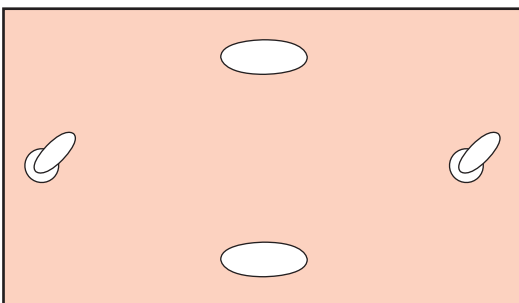
## 4 Swivel Castors

- Maximum manoeuvrability in confined spaces.
- Can be moved at right angles.
- Difficult to control on long runs.



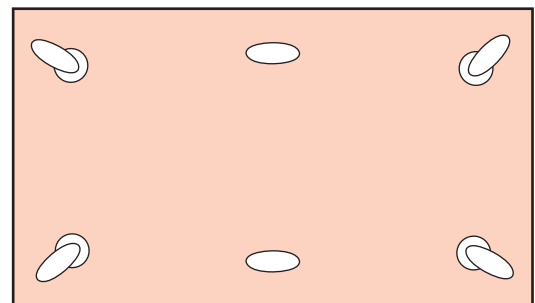
## 2 Swivel Castors and 2 Fixed Castors

- Most practical.
- Inexpensive.
- Good for straight or long distances.
- Limited manoeuvrability in confined spaces.



## Tilt Mount Rocking Type 2 Fixed Wheels and 2 Swivel Castors

- Good manoeuvrability.
- Accurate steering.
- Cannot negotiate ramps.



## 4 Swivel Castors and 2 Fixed Castors

- Level mounting design for heavy loads.
- Very stable.
- Best for long wheelbases and straight lines.